



Contents



01. Introduction

The annual data collected among FEA members focuses on giving a detailed summary of European aerosol product production by country, segment and type. More than 5 billion units globally produced are made in Europe. The report also includes a summary of worldwide production trends.

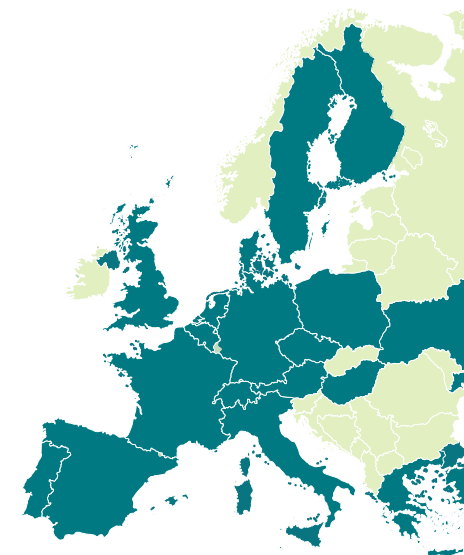
➤ We are FEA

The FEA (**Fédération Européenne des Aérosols or European Aerosol Federation**) was founded in 1959. It functions as the European voice for the industry and the coordination office for its national associations. The Federation represents today 18 European countries which include more than 350 SMEs and multinationals active in the aerosol industry.

Its activity area is tightly defined and offers unique expertise on aerosol dispensers at the European level on challenging aspects such as flammability, pressure resistance, packaging and components fittings, filling, testing, warehousing, transport, recycling, propellants and solvents.

5.2 billion

aerosol produced in Europe (2023)



► What we do



The FEA **aspires to be a globally recognised centre of excellence**, fostering innovation and inspiring the European aerosol dispenser industry through expertise.



FEA's strategy concentrates on three core areas: regulatory engagement, industry expertise, and global networking. By staying proactively involved and influencing legislative processes, enhancing industry knowledge and standards, and promoting extensive international collaboration, we work towards advancing the growth of the European aerosol dispenser industry in a safe, sustainable, and innovative way.

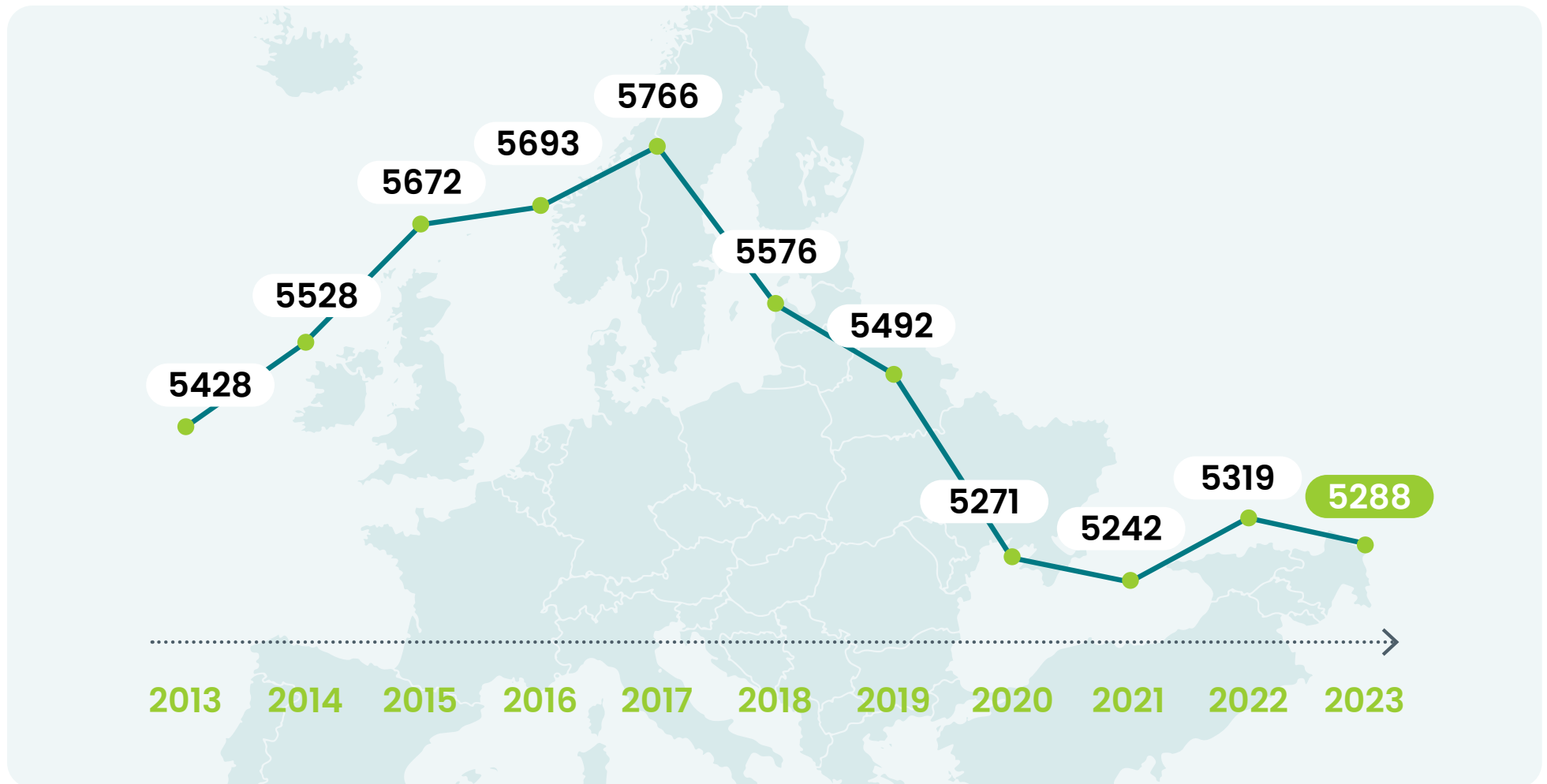


We aim to encourage coordination among our association members and promote the common interests of the European aerosol dispenser industry by sharing insight through our network, providing expert guidance, facilitating knowledge exchange, supporting sustainable practices, and advocating for the industry at EU and UN levels while ensuring competition compliance.

02. European production

Based on reported fillings for European aerosol products, total unit production held steady at 5.2 billion units in 2023.

Fig. 1 European production evolution (2013–2023, in '000 000 units)



03. Production by country

The United Kingdom, Germany, and France account for over 55% of Europe’s annual aerosol production across all segments. In collaboration with Italy, the Netherlands, and Spain, they collectively produced more than 4.0 billion aerosol dispensers in 2023.

Fig. 2 European aerosol production 2023 (share by country)

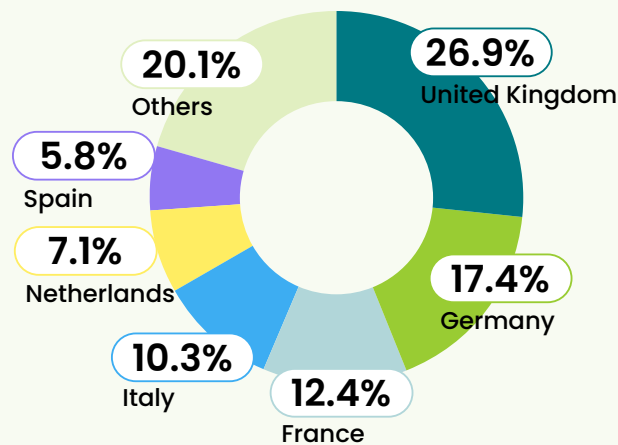
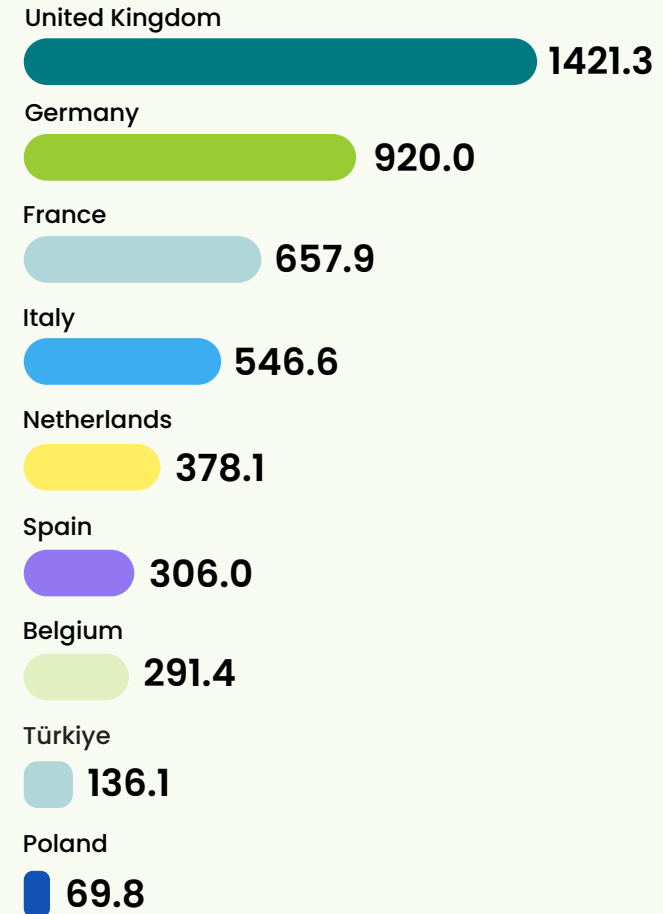
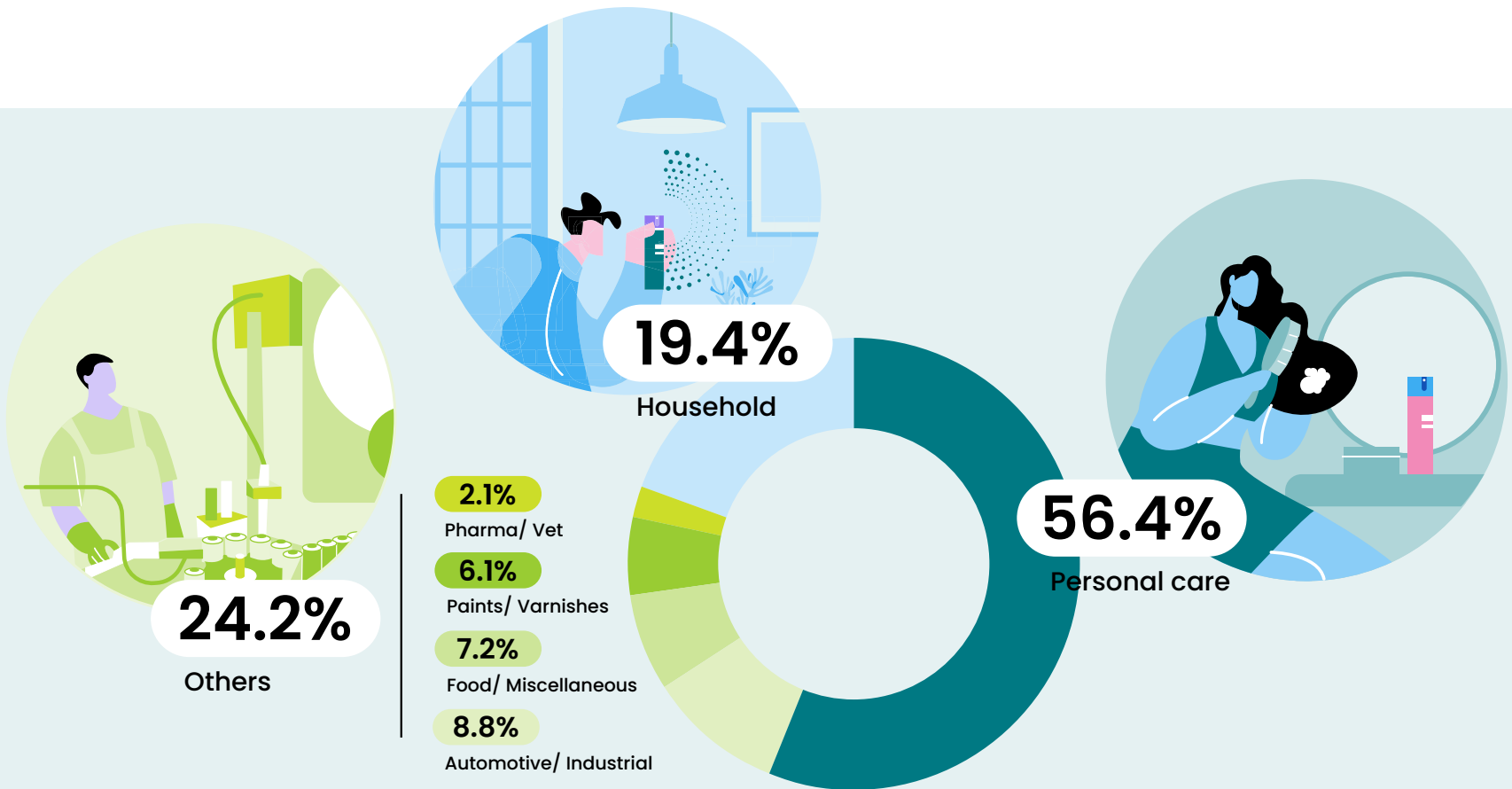


Fig. 3 European aerosol production 2023 (main countries, in '000 000 units)

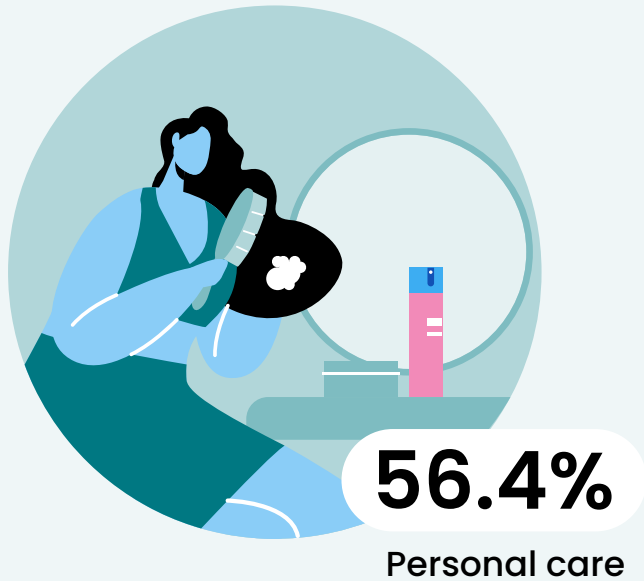


04. Production by segment

Aerosol containers are primarily made of steel and aluminium, whereas glass and plastic containers remain marginal. Cosmetics and household products represent more than three-quarter of the European production.



➤ **Personal care aerosol production in Europe (2023, in '000 units)**



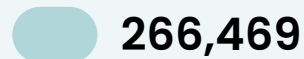
Deodorants /Antiperspirants



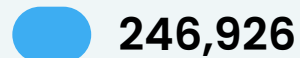
Hairsprays



Hair mousses




Shaving mousses & gels



Others



➤ Household aerosol production in Europe (2023, in '000 units)



19.4%

Household

Air fresheners

470,352

Insecticides & plant protection products

199,784

Care products*

102,597

Cleaning products

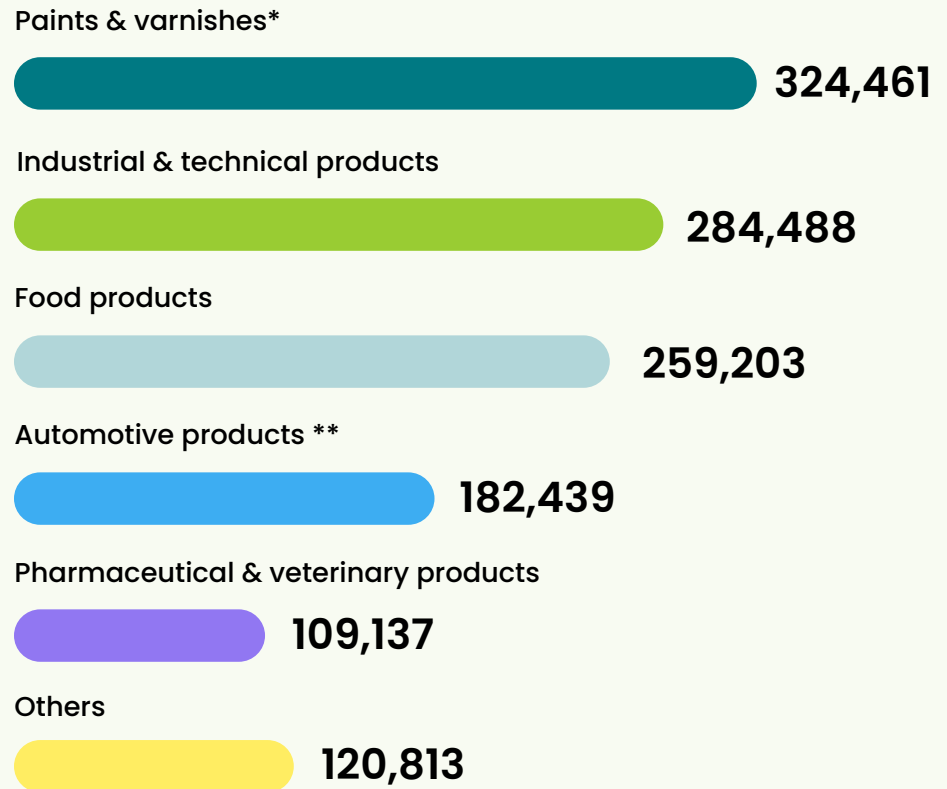
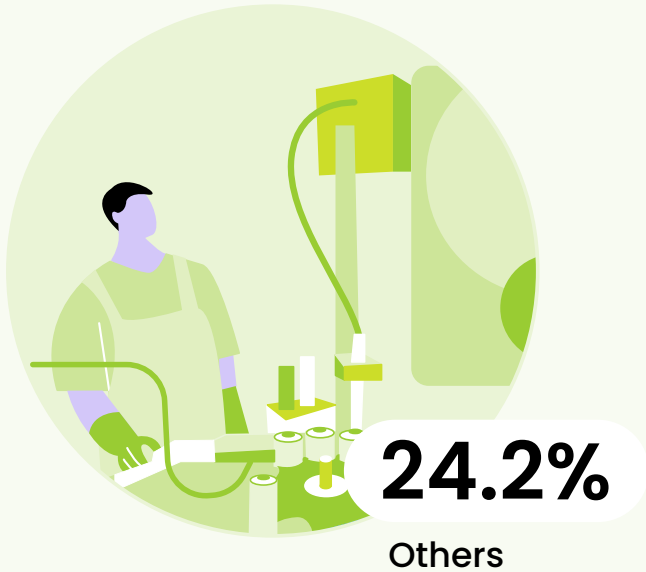
47,830

Others

202,320

* fabric, furniture, leather, shoe, textile.

➤ **Other aerosol production in Europe
(2023, in '000 units)**

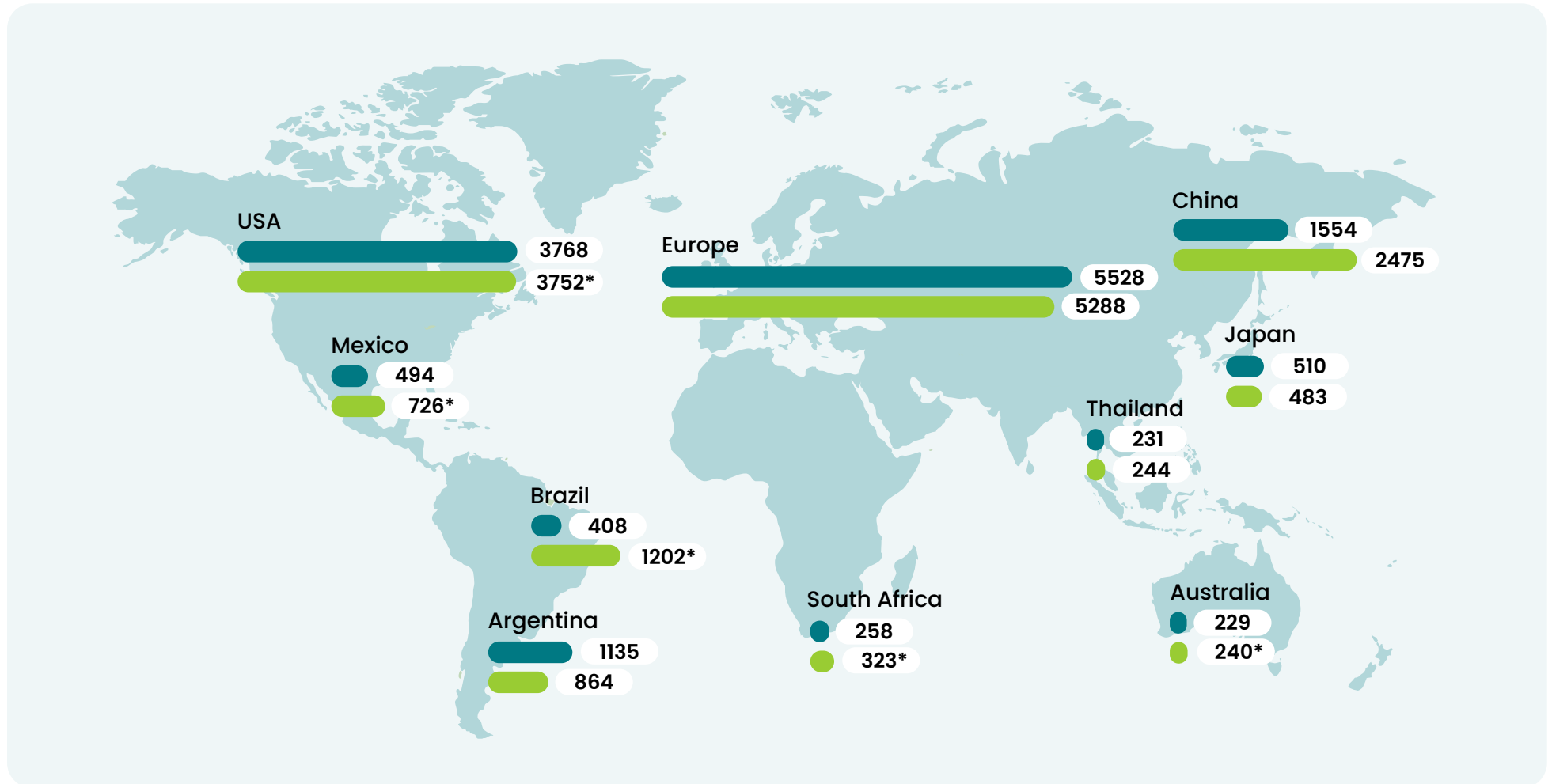


* including automobile use

** excluding paints

05. Worldwide production (in '000 000 units)

2013 2023



* Based on the data currently available. No available data for 2023.

FEA – European Aerosol Federation
165 boulevard du Souverain
1160 Brussels, Belgium

+32(0)2 679 62 80
info@aerosol.org

© FEA 2024.

DISCLAIMER. FEA has prepared this document based on information available, including information derived from public sources that have yet to be independently verified and, therefore, preliminary and subject to change. FEA undertakes no obligation to update or revise the data to reflect events or circumstances that arise after the date made or to reflect the occurrence of unanticipated events. As such, the actual results achieved may vary significantly from the forecasts.

#AerosolData

